

[OEWD-XXX]

DWDM-FBG Fiber Bragg Gratings (12.5/25/50/100/200 GHz)

Features:

- Best specifications available in the industry
- Centre wavelength on ITU grid, or customer specified
- SM or PM-fibers
- Connector: FC-SC-LC/PC; FC-SC-LC /APC
- Different packages available
- Cost-effective

Applications:

- Add / Drop filters
- Multiplexer / Demultiplexer
- WDM based FBG sensing
- etc.

Product description:

The DWDM-FBG Fiber Bragg Grating filters have gained more attention because of their flat top and steep spectrum slope. With our unique apodization mask technology and our world class FBG writing technology, DWDM fiber grating filters have been made with more than 40 dB isolation and with a bandwidth of less than 0.8 nm (100 GHz), 0.4 nm (50 GHz), 0.2 nm (25 GHz) and 0.1 nm (12.5 GHz) at -25dB. Our high quality DWDM fiber grating filter is the best in the industry and shows that it is ideal for all DWDM system applications.

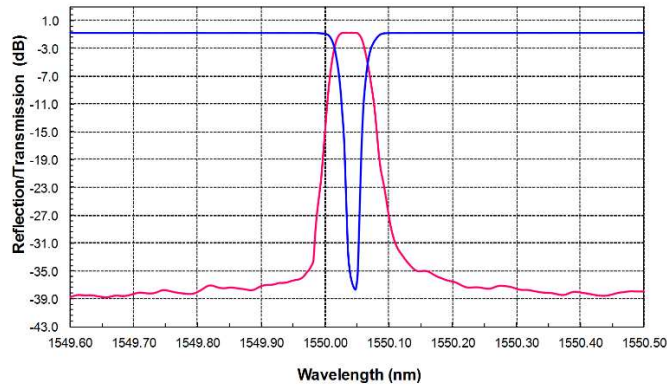
| Model Number | Channel Spacing |
|--------------|-----------------|
| OEWD-012 | 12.5 GHz |
| OEWD-025 | 25 GHz |
| OEWD-050 | 50 GHz |
| OEWD-100 | 100 GHz |
| OEWD-200 | 200 GHz |

Specifications:

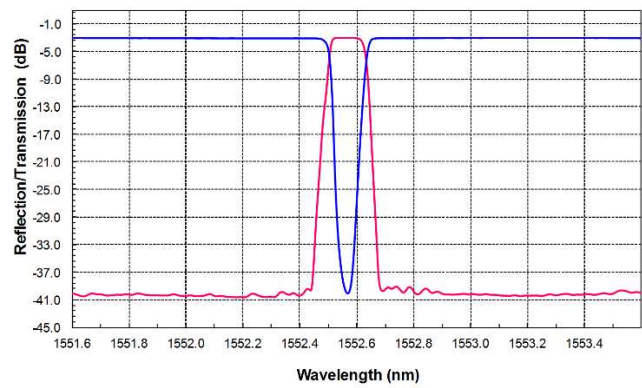
| Parameter | | Unit | Value |
|----------------------------------|----------|------|--------------------------------|
| Type* | | | FBG only |
| Wavelength | | | ITU grid; Custom: 1520-1675 nm |
| Reflection Bandwidth @-25dB** | 12.5 GHz | nm | < 0.1 |
| | 25 GHz | | < 0.2 |
| | 50 GHz | | < 0.4 |
| | 100 GHz | | < 0.8 |
| | 200 GHz | | < 1.2 |
| Isolation | | GHz | 50 |
| Wavelength accuracy | | GHz | 100 |

* Different FBG packages are available upon request

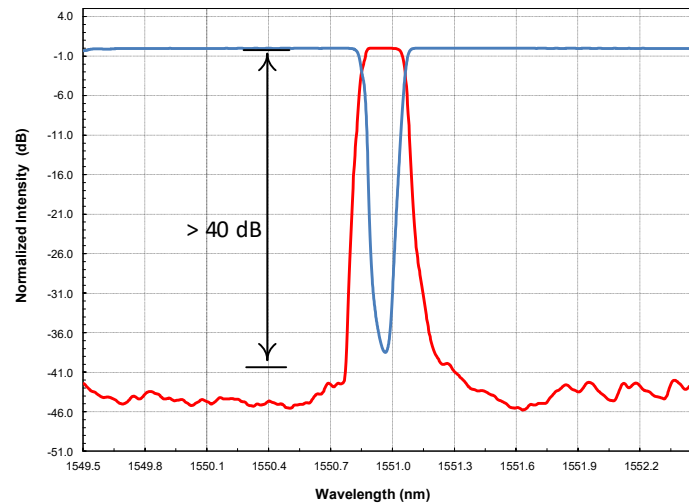
** For measuring of the bandwidth, an optical coupler/circulator is required.



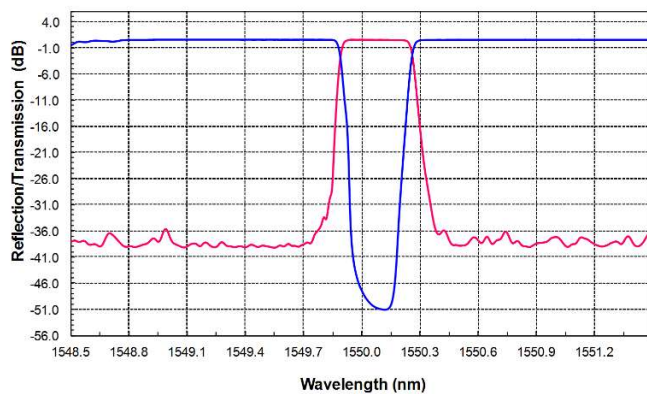
OEDWDM-012 (12.5GHz DWDM FBG)



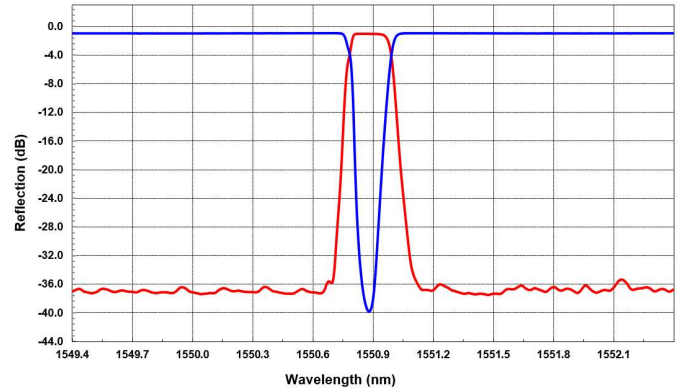
OEDWDM-025 (25GHz DWDM FBG)



OEDWDM-050 (50GHz DWDM FBG)



OEDWDM-100 (100GHz DWDM FBG)



OEDWDM-200 (200GHz DWDM FBG)

Ordering number OEWDM:

| Channel spacing | CWL (nm) | Package | | Pigtail type | | Connector | | Fiber Length |
|-----------------|-------------------------------|----------|----|--------------|----|-----------|----|------------------------|
| 012 (12.5 GHz) | Center Wavelength | Standard | P1 | Bare fiber | T1 | FC/PC | C1 | Default: 1m |
| 025 (25 GHz) | | Athermal | P2 | 900 Tubing | T2 | FC/APC | C2 | Custom: indicate value |
| 050 (50 GHz) | | None | P3 | 3mm Jacket | T3 | SC/PC | C3 | |
| 100 (100 GHz) | | | | | | SC/APC | C4 | |
| 200 (200 GHz) | | | | | | LC/PC | C5 | |
| | | | | | | LC/APC | C6 | |
| Example: | OEWDM-050-1565.5-P1-T2-C3-1.5 | | | | | | | |

Note: Customers who use Fiber Bragg Gratings (FBGs) or incorporate them with their own products, must buy their FBGs from a licensed manufacturer.
O/E LAND INC. has full **License Agreement from CRC/UTC Fiber Bragg Grating Technologies Portfolio**.